
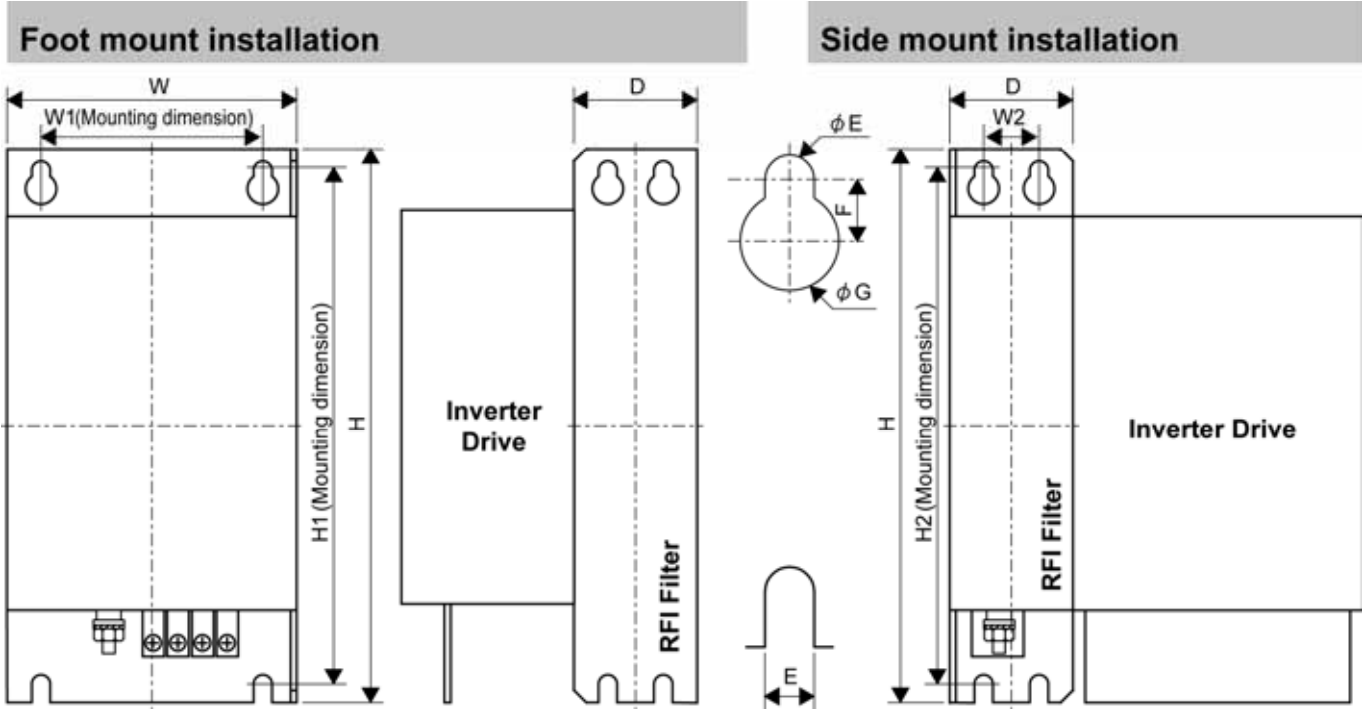
	<ul style="list-style-type: none"> <li>Do not touch any terminal or wire while power is applied or for 15 minutes after power has been removed.</li> <li>If this statement is not respected, it may cause injury or electric shock.</li> </ul>
	<ul style="list-style-type: none"> <li>Ground must be connected securely.</li> <li>If the ground is not securely connected, it could lead to electric shock or fire when a malfunction or current leak occurs.</li> </ul>



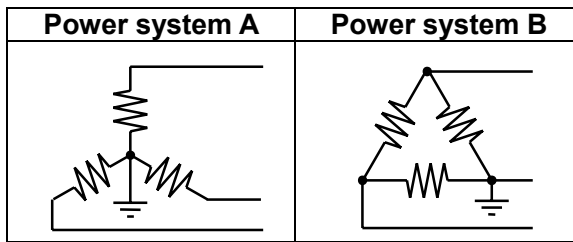
RFI filter type form	Rated current (A)	Inverter type form	Dimensions (mm)										Leakage current (mA) Note 1)		Approx. mass(kg)
			W	H	D	W1	H1	W2	H2	E	F	G	Power system A	Power system B	
EMF3-4012A	12	VFAS1-2004 ~ 2015PL VFPS1-2004 ~ 2015PL	130	290	40	105	275	-	275	4.5	11	10	5	35	2.5
		VFAS1-4007 ~ 4022PL VFPS1-4007 ~ 4022PL											9	71	
EMF3-4026B	26	VFAS1-2022 ~ 2037PL VFPS1-2022 ~ 2037PL	155	324	50	130	309	-	309	4.5	11	10	6	42	3.5
		VFAS1-4037PL VFPS1-4037PL											11	83	
EMF3-4035C	35	VFAS1-2055PL VFPS1-2055PL	175	370	60	150	355	-	355	5.5	11	11	4	25	5.0
		VFAS1-4055, 4075PL VFPS1-4055, 4075PL											6	44	
EMF3-4046D	46	VFAS1-2075PL VFPS1-2075PL	210	380	60	190	365	-	365	5.5	11	11	12	91	6.0
		VFAS1-4110PL VFPS1-4110PL											24	183	
EMF3-4072E	72	VFAS1-2110,2150PM VFPS1-2110,2150PM	230	498.5	63	190	460	-	479.5	6.6	11	12	25	195	11
		VFAS1-4150, 4185PL VFPS1-4150, 4185PL											52	390	
EMF3-4090F	90	VFAS1-2185,2220PM VFPS1-2185,2220PM	240	521.5	80	200	502.5	40	502.5	6.6	11	12	36	268	15
		VFAS1-4220PL VFPS1-4220PL VFPS1-4220, 4300PL											70	535	

RFI filter type form	Rated current (A)	Inverter type form	Dimensions (mm)											Leakage current (mA) Note 1)		Approx. mass(kg)
			W	H	D	W1	H1	W2	H2	E	F	G	Power system A	Power system B		
EMF3-4092G	92	VFAS1-4300,4370PL VFPS1-4300,4370PL	240	650	80	200	631	40	631	6.6	11	12	70	535	16	
EMF3-4180H	180	VFAS1-2300 ~ 2450PM VFPS1-2300 ~ 2450PM VFFS1-2300PM	320	750	120	280	725	80	725	9	18	18	70	537	40	
		VFAS1-4450 ~ 4750PL VFPS1-4450 ~ 4750PL											142	1075		

Note 1) These values are referential ones of single piece of RFI filter. For 200V class, 60Hz/200V power source. For 400V class, 60Hz/400V power source. For power system A and B, refer to table below.

Select an earth leakage breaker with consideration of leakage current above and leakage current from the inverter unit.

Note 2) Filters with W2 dimension listed as “ - ” have only one screwing point for side mount installation on each side.



**How to wire**

