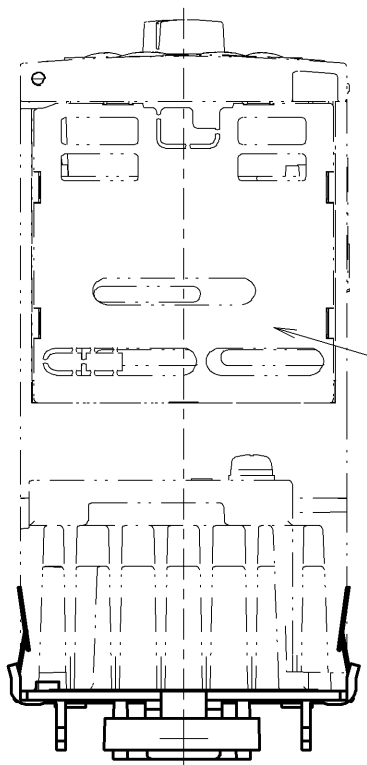
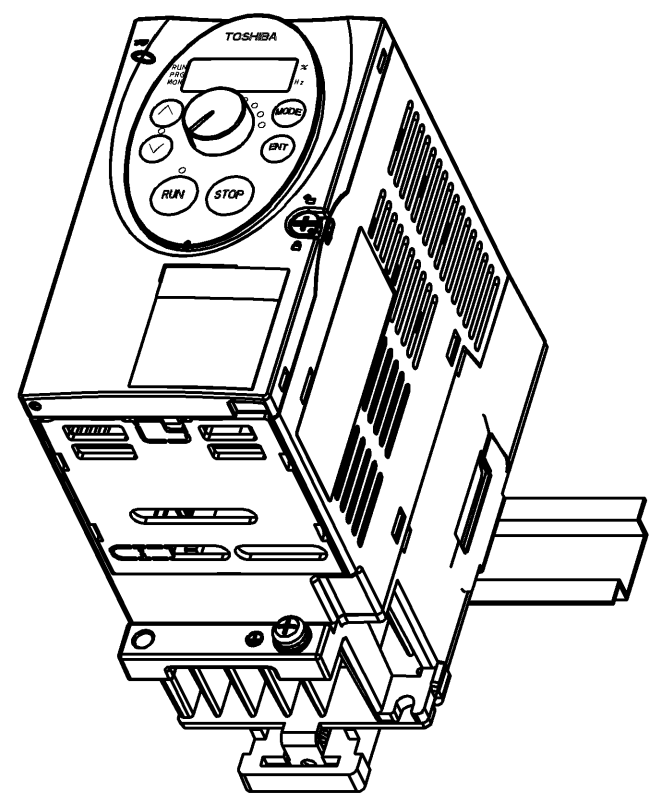
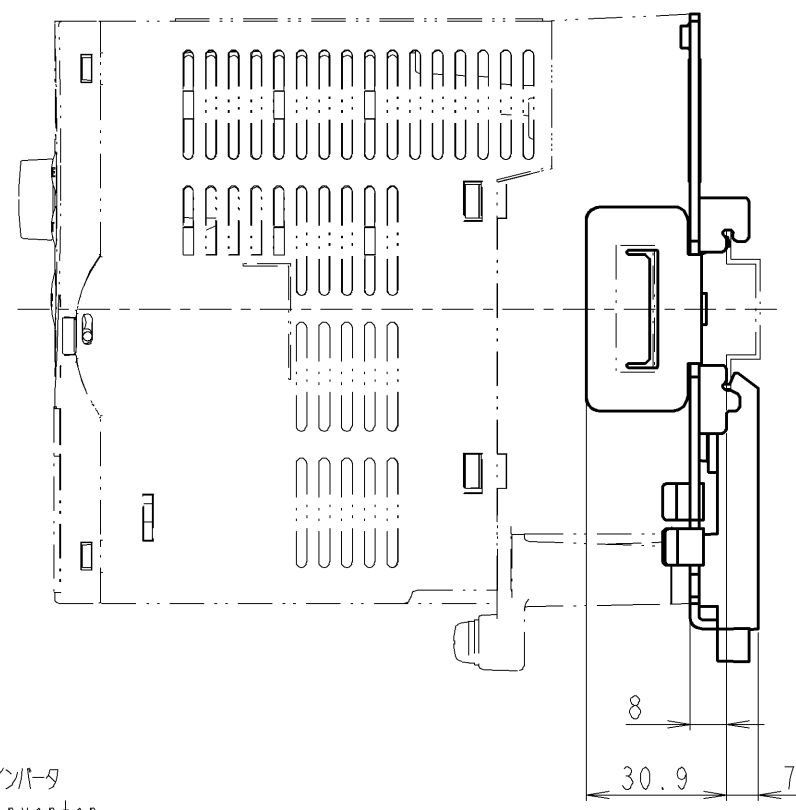
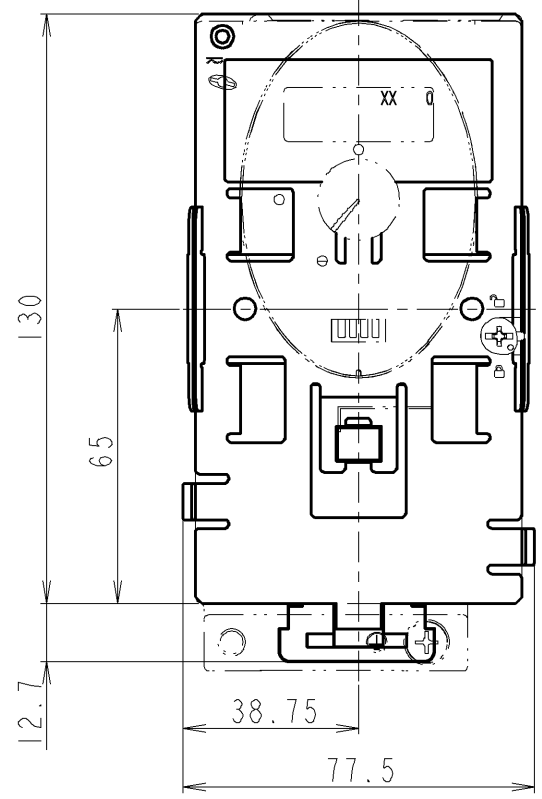


図面番号 DRAWING NO.  
M6589454

変更記号 REV. MARK  
4



インバータ  
Inverter  
VFS11S-2002PL~2007PL  
VFS11-2004PM~2007PM  
VFNC1S-1001P~1004P  
VFNC1S-2002P~2007P  
VFNC1S-2002PL~2007PL  
VFNC1-2001P~2007P  
VFNC3S-1001P~1004P  
VFNC3S-2001PL~2007PL  
VFNC3-2001P~2007P  
VFS15S-2002PL~2007PL  
VFS15-2004PM~2007PM

形式 TYPE-FORM	概略質量(kg) Approx. mass	適用インバータ Applied Inverter
DIN003Z	0.2	VFS11S-2002PL~2007PL VFS11-2004PM~2007PM
		VFNC1S-1001P~1004P VFNC1S-2002P~2007P VFNC1S-2002PL~2007PL VFNC1-2001P~2007P
		VFNC3S-1001P~1004P VFNC3S-2001PL~2007PL VFNC3-2001P~2007P
		VFS15S-2002PL~2007PL VFS15-2004PM~2007PM

DIN RAIL KIT	DIN	003Z
器具名称 APPARATUS	形 TYPE	式 FORM

4	3	2	1	記号 MARK
5. Mar. '13 K.Ohta	28. Feb. '13 K.Ohta	27. Aug. '09 K.Furuhashi	15. Nov. '04 S.Shirai	年月日 DATE
M.Takeuchi	M.Takeuchi	Y.Hotta	K.Furuhashi	承認 APPROVED BY 変更者 REVISED BY
Add name for VFnc3 and VFS15 in the sub title.	Addition of VFS15 series.	Addition of VFNC3 series. Change dimension.	Addition of VFNC1 series.	記事 CONTENTS
				保管 REGISTERED

承認 APPROVED BY O.Yokoi 11.Nov.'03	検図 CHECKED BY O.Yamamoto 10.Nov.'03	名称 TITLE  DINレールキット外形図 OUTLINE OF DIN RAIL KIT  TOSVERT VF-S11, nC1, nC3, AND S15 SERIES FOR OVERSEAS MARKET
設計 DESIGNED BY I. Ichio 10.Nov.'03	製図 DRAWN BY I. Ichio 10.Nov.'03	
東芝シュネデールインバータ株式会社 Toshiba Schneider Inverter Corporation		

図面番号 DRAWING NO. <b>M6589454</b>	変更記号 REV. MARK 4
-------------------------------------	---------------------